



Naples Area Board of REALTORS®



Real life. Real answers.

p 239.597.1666
f 239.597.7725

www.NABOR.com
www.NaplesArea.com

1455 Pine Ridge Road
Naples, FL 34109

June 2013

Overall Market Statistics by Price

	# Pending				# Closed				Median Closed Price (,000's)				Inventory		Average DOM	
	June 2012	June 2013	12-month ending 06/2012	12-month ending 06/2013	June 2012	June 2013	12-month ending 06/2012	12-month ending 06/2013	June 2012	June 2013	12-month ending 06/2012	12-month ending 06/2013	June 2012	June 2013	June 2012	June 2013
	\$0-\$300K	532	585	6,961	6,863	561	470	5,836	5,912	\$145	\$167	\$137	\$152	3,160	2,508	156
\$300K-\$500K	118	172	1,440	1,872	152	169	1,210	1,557	\$375	\$375	\$375	\$377	1,171	999	201	162
\$500K-\$1M	57	106	1,057	1,263	91	108	901	1,098	\$635	\$637	\$650	\$656	1,087	933	179	197
\$1M-\$2M	28	42	455	572	43	56	408	490	\$1,300	\$1,362	\$1,325	\$1,390	523	496	239	213
\$2M+	13	34	271	338	22	33	222	260	\$2,780	\$3,500	\$2,860	\$2,992	369	346	348	215
TOTAL	748	939	10,184	10,908	869	836	8,577	9,317	\$220	\$265	\$190	\$225	6,310	5,282	177	163
									Median > \$300K	\$515	\$537	\$550	\$535	Less Pending/Cont	(1,196)	4,086

Overall Market Statistics by Area

	# Pending				# Closed				Median Closed Price (,000's)				Inventory		Average DOM	
	June 2012	June 2013	12-month ending 06/2012	12-month ending 06/2013	June 2012	June 2013	12-month ending 06/2012	12-month ending 06/2013	June 2012	June 2013	12-month ending 06/2012	12-month ending 06/2013	June 2012	June 2013	June 2012	June 2013
	Naples Beach	117	187	1,919	2,193	188	205	1,753	1,948	\$502	\$597	\$505	\$530	1,499	1,203	205
North Naples	202	251	2,614	2,852	232	235	2,273	2,468	\$259	\$287	\$239	\$270	1,584	1,388	171	155
Central Naples	158	191	2,035	1,984	162	136	1,656	1,641	\$125	\$174	\$126	\$145	977	813	153	144
South Naples	103	123	1,500	1,674	122	108	1,237	1,429	\$146	\$165	\$131	\$150	984	777	173	138
East Naples	156	170	1,956	2,024	148	140	1,529	1,665	\$177	\$232	\$150	\$172	1,121	964	180	175
Immokalee/Ave Maria	8	3	55	55	3	3	38	53	\$270	\$54	\$80	\$90	27	22	130	59
TOTAL	744	925	10,079	10,782	855	827	8,486	9,204	\$219	\$265	\$190	\$223	6,192	5,167	177	163

Legend

Geographic Location	USPS Zip Codes
Naples Beach:	34102, 34103, 34108
North Naples:	34109, 34110, 34119
Central Naples:	34104, 34105, 34116
South Naples:	34112, 34113
East Naples:	34114, 34117, 34120, 34137
Immokalee/Ave Maria:	34142

Calculations are based on property listings that exist within SunshineMLS. Only properties in Collier County, excluding Marco Island, are included. *Counts for breakdowns of available inventory for prior years are unavailable. **Median Sold Prices are unavailable for periods with zero sales reported. The median refers to the middle value in a set of statistical values that are arranged in ascending or descending order, in this case prices at which homes were actually sold. Data entry anomalies and non-Naples zip codes may result in minor discrepancies. However, these anomalies are statistically insignificant. Single Family Homes are tabulated using properties with a building design of Single Family, Villa Detached, or Manufactured. Condo units are tabulated using properties with a building design of Low-Rise, Mid-Rise, High-Rise or Villa Attached.



Naples Area Board of REALTORS®



Real life. Real answers.

p 239.597.1666
f 239.597.7725

www.NABOR.com
www.NaplesArea.com

1455 Pine Ridge Road
Naples, FL 34109

June 2013

Single Family Market Statistics by Price

	# Pending				# Closed				Median Closed Price (,000's)				Inventory		Average DOM	
	June 2012	June 2013	12-month ending 06/2012	12-month ending 06/2013	June 2012	June 2013	12-month ending 06/2012	12-month ending 06/2013	June 2012	June 2013	12-month ending 06/2012	12-month ending 06/2013	June 2012	June 2013	June 2012	June 2013
	\$0-\$300K	281	268	3,323	2,997	253	172	2,653	2,518	\$159	\$185	\$140	\$164	1,163	889	148
\$300K-\$500K	79	109	849	1,102	80	89	677	895	\$380	\$375	\$377	\$379	607	558	191	130
\$500K-\$1M	31	63	585	708	46	62	509	606	\$714	\$650	\$670	\$670	565	535	162	148
\$1M-\$2M	21	20	288	317	28	31	257	278	\$1,300	\$1,325	\$1,355	\$1,400	312	319	238	192
\$2M+	12	22	191	229	18	21	160	186	\$3,112	\$3,600	\$2,912	\$3,100	289	287	397	225
TOTAL	424	482	5,236	5,353	425	375	4,256	4,483	\$248	\$330	\$225	\$263	2,936	2,588	177	145
									Median > \$300K	\$547	\$550	\$575	\$540	Less Pending/Cont	(692)	1,896

Single Family Market Statistics by Area

	# Pending				# Closed				Median Closed Price (,000's)				Inventory		Average DOM	
	June 2012	June 2013	12-month ending 06/2012	12-month ending 06/2013	June 2012	June 2013	12-month ending 06/2012	12-month ending 06/2013	June 2012	June 2013	12-month ending 06/2012	12-month ending 06/2013	June 2012	June 2013	June 2012	June 2013
	Naples Beach	56	73	780	803	72	66	682	704	\$897	\$1,025	\$642	\$702	528	474	217
North Naples	97	121	1,200	1,320	109	111	1,018	1,137	\$339	\$385	\$365	\$380	792	719	183	139
Central Naples	88	99	1,048	1,010	80	53	830	809	\$171	\$285	\$160	\$215	484	422	161	146
South Naples	42	44	661	647	50	44	536	549	\$179	\$211	\$168	\$219	363	282	145	126
East Naples	131	134	1,444	1,459	109	92	1,113	1,175	\$160	\$217	\$139	\$163	672	607	170	153
Immokalee/Ave Maria	8	3	50	42	3	3	34	42	\$270	\$54	\$83	\$83	20	14	130	59
TOTAL	422	474	5,183	5,281	423	369	4,213	4,416	\$245	\$330	\$225	\$262	2,859	2,518	177	143

Legend

Geographic Location	USPS Zip Codes
Naples Beach:	34102, 34103, 34108
North Naples:	34109, 34110, 34119
Central Naples:	34104, 34105, 34116
South Naples:	34112, 34113
East Naples:	34114, 34117, 34120, 34137
Immokalee/Ave Maria:	34142

Calculations are based on property listings that exist within SunshineMLS. Only properties in Collier County, excluding Marco Island, are included. *Counts for breakdowns of available inventory for prior years are unavailable. **Median Sold Prices are unavailable for periods with zero sales reported. The median refers to the middle value in a set of statistical values that are arranged in ascending or descending order, in this case prices at which homes were actually sold. Data entry anomalies and non-Naples zip codes may result in minor discrepancies. However, these anomalies are statistically insignificant. Single Family Homes are tabulated using properties with a building design of Single Family, Villa Detached, or Manufactured. Condo units are tabulated using properties with a building design of Low-Rise, Mid-Rise, High-Rise or Villa Attached.



Naples Area Board of REALTORS®



Real life. Real answers.

p 239.597.1666
f 239.597.7725

www.NABOR.com
www.NaplesArea.com

1455 Pine Ridge Road
Naples, FL 34109

June 2013

Condominium Market Statistics by Price

	# Pending				# Closed				Median Closed Price (,000's)				Inventory		Average DOM	
	June 2012	June 2013	12-month ending 06/2012	12-month ending 06/2013	June 2012	June 2013	12-month ending 06/2012	12-month ending 06/2013	June 2012	June 2013	12-month ending 06/2012	12-month ending 06/2013	June 2012	June 2013	June 2012	June 2013
	\$0-\$300K	251	317	3,638	3,866	308	298	3,183	3,394	\$136	\$160	\$135	\$145	1,997	1,619	163
\$300K-\$500K	39	63	591	770	72	80	533	662	\$372	\$375	\$375	\$375	564	441	212	197
\$500K-\$1M	26	43	472	555	45	46	392	492	\$625	\$630	\$635	\$640	522	398	195	253
\$1M-\$2M	7	22	167	255	15	25	151	212	\$1,200	\$1,400	\$1,290	\$1,351	211	177	241	238
\$2M+	1	12	80	109	4	12	62	74	\$2,780	\$2,975	\$2,810	\$2,822	80	59	162	197
TOTAL	324	457	4,948	5,555	444	461	4,321	4,834	\$182	\$217	\$165	\$189	3,374	2,694	177	178
									Median > \$300K	\$498	\$507	\$525	\$525	Less Pending/Cont	(504)	2,190

Condominium Market Statistics by Area

	# Pending				# Closed				Median Closed Price (,000's)				Inventory		Average DOM	
	June 2012	June 2013	12-month ending 06/2012	12-month ending 06/2013	June 2012	June 2013	12-month ending 06/2012	12-month ending 06/2013	June 2012	June 2013	12-month ending 06/2012	12-month ending 06/2013	June 2012	June 2013	June 2012	June 2013
	Naples Beach	61	114	1,139	1,390	116	139	1,071	1,244	\$425	\$500	\$452	\$482	971	729	198
North Naples	105	130	1,414	1,532	123	124	1,255	1,331	\$190	\$196	\$165	\$187	792	669	159	168
Central Naples	70	92	987	974	82	83	826	832	\$107	\$140	\$113	\$123	493	391	147	142
South Naples	61	79	839	1,027	72	64	701	880	\$127	\$141	\$117	\$127	621	495	193	147
East Naples	25	36	512	565	39	48	416	490	\$213	\$246	\$193	\$209	449	357	209	215
Immokalee/Ave Maria	0	0	5	13	0	0	4	11			\$77	\$175	7	8	0	0
TOTAL	322	451	4,896	5,501	432	458	4,273	4,788	\$179	\$217	\$165	\$188	3,333	2,649	178	179

Legend

Geographic Location	USPS Zip Codes
Naples Beach:	34102, 34103, 34108
North Naples:	34109, 34110, 34119
Central Naples:	34104, 34105, 34116
South Naples:	34112, 34113
East Naples:	34114, 34117, 34120, 34137
Immokalee/Ave Maria:	34142

Calculations are based on property listings that exist within SunshineMLS. Only properties in Collier County, excluding Marco Island, are included. *Counts for breakdowns of available inventory for prior years are unavailable. **Median Sold Prices are unavailable for periods with zero sales reported. The median refers to the middle value in a set of statistical values that are arranged in ascending or descending order, in this case prices at which homes were actually sold. Data entry anomalies and non-Naples zip codes may result in minor discrepancies. However, these anomalies are statistically insignificant. Single Family Homes are tabulated using properties with a building design of Single Family, Villa Detached, or Manufactured. Condo units are tabulated using properties with a building design of Low-Rise, Mid-Rise, High-Rise or Villa Attached.



Naples Area Board of REALTORS®



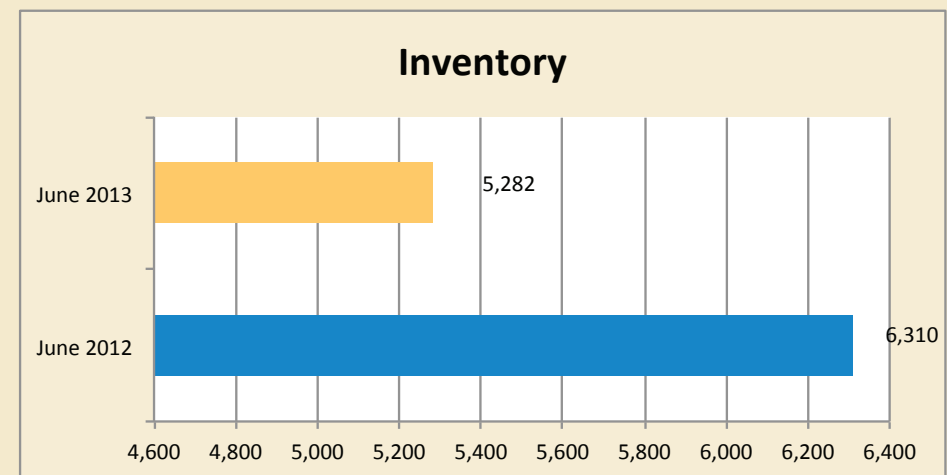
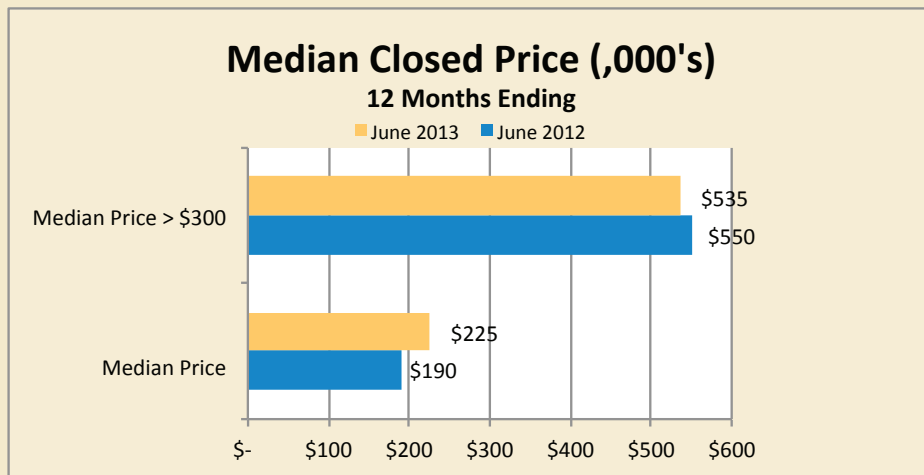
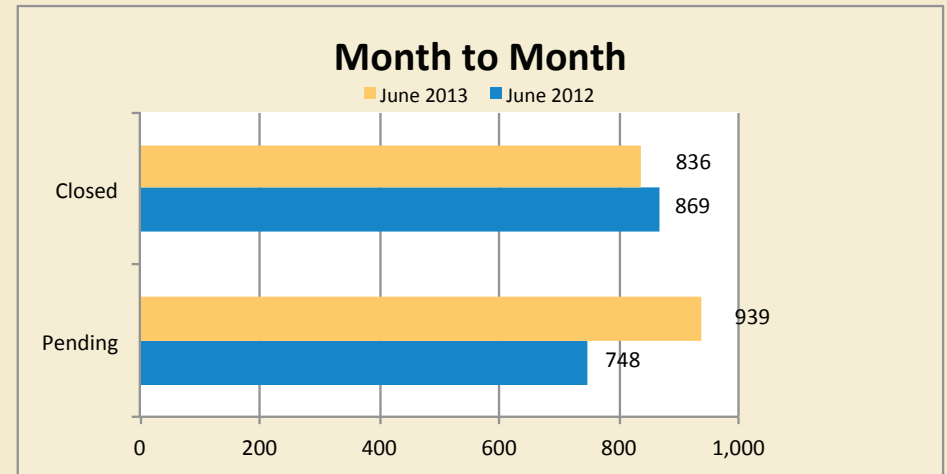
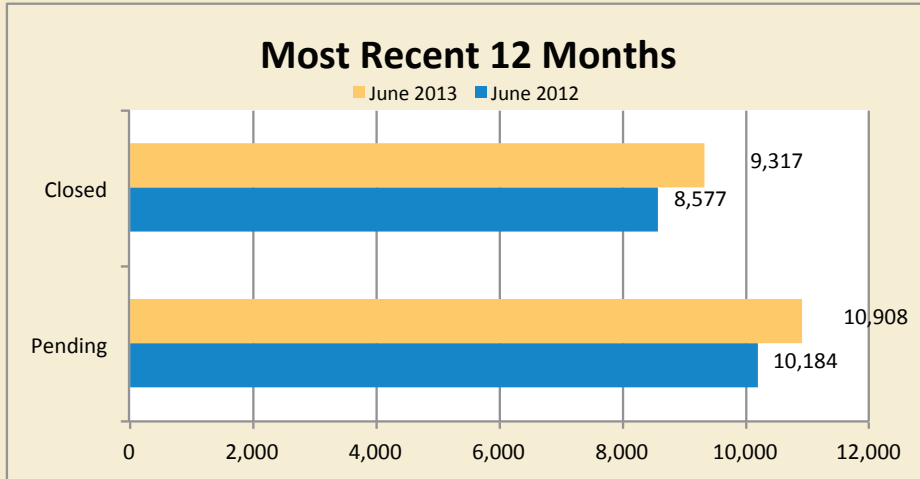
Real life. Real answers.

p 239.597.1666
f 239.597.7725

www.NABOR.com
www.NaplesArea.com

1455 Pine Ridge Road
Naples, FL 34109

June 2013



Calculations are based on property listings that exist within SunshineMLS. Only properties in Collier County, excluding Marco Island, are included.